

Using Inspiration Software

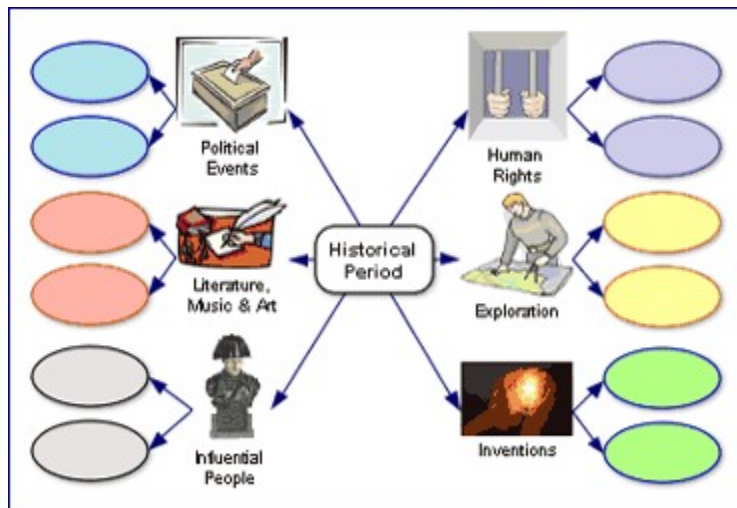
- **What is Inspiration 9.0?**

- Visual learning software
- Allows visualisation of ideas, concepts and relationships using graphics and symbols
- Improves writing proficiency
- Assists in the planning and organisation of projects, revision and dissertations

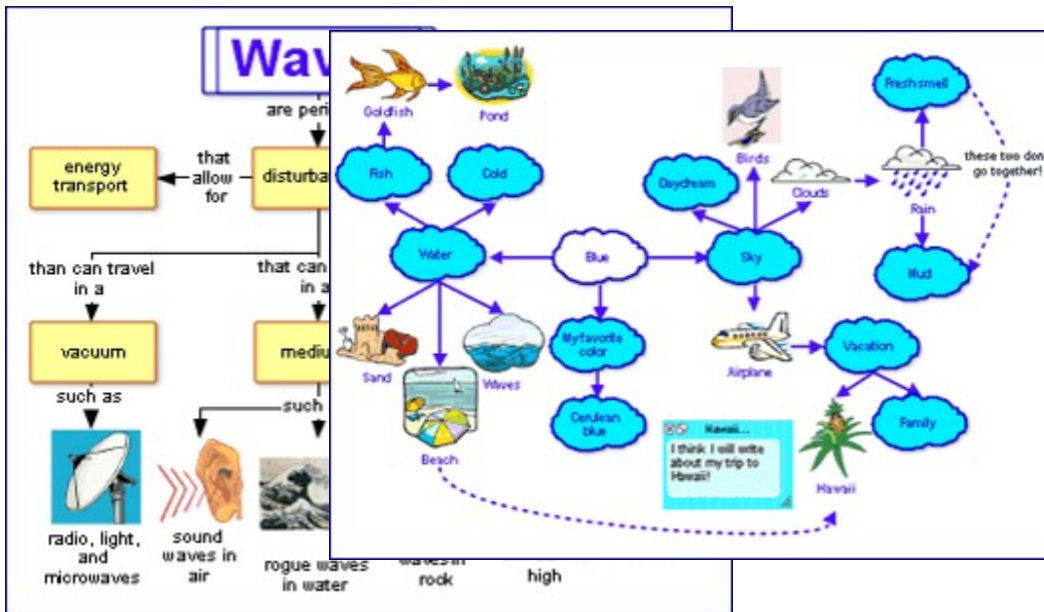
Visual Learning

- A method where ideas, concepts, and data are associated with images. Examples include the following :

Webs



Idea and Concept Maps



Getting Started with Inspiration 9.0

- Select Create Diagram or Select Outline
- Alternatively, to open an existing project, Open File



Creating a New Diagram

- Select 'Create a Diagram' icon

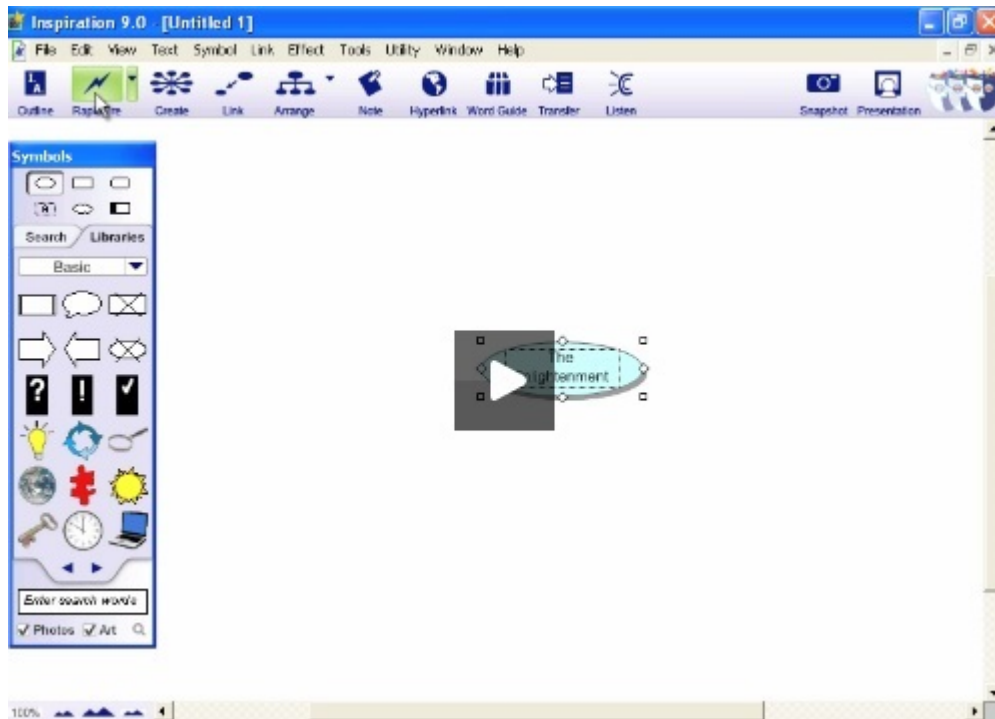


- The 'Main Idea' symbol will appear type in here the main idea or title for the project / diagram



Building a New diagram

- The symbols dialogue box appears at the top left of the screen.
- To view the range of symbols select the green arrow, next to the basic tab.
- Symbols can be dragged and dropped from the symbols palette.



Working in Diagram View

- Pointing and typing anywhere on the workspace is a quick way to add an unlinked idea / symbol
- When you type, a new symbol is automatically created
- Use the 'Create' tool to add a linked idea / symbol

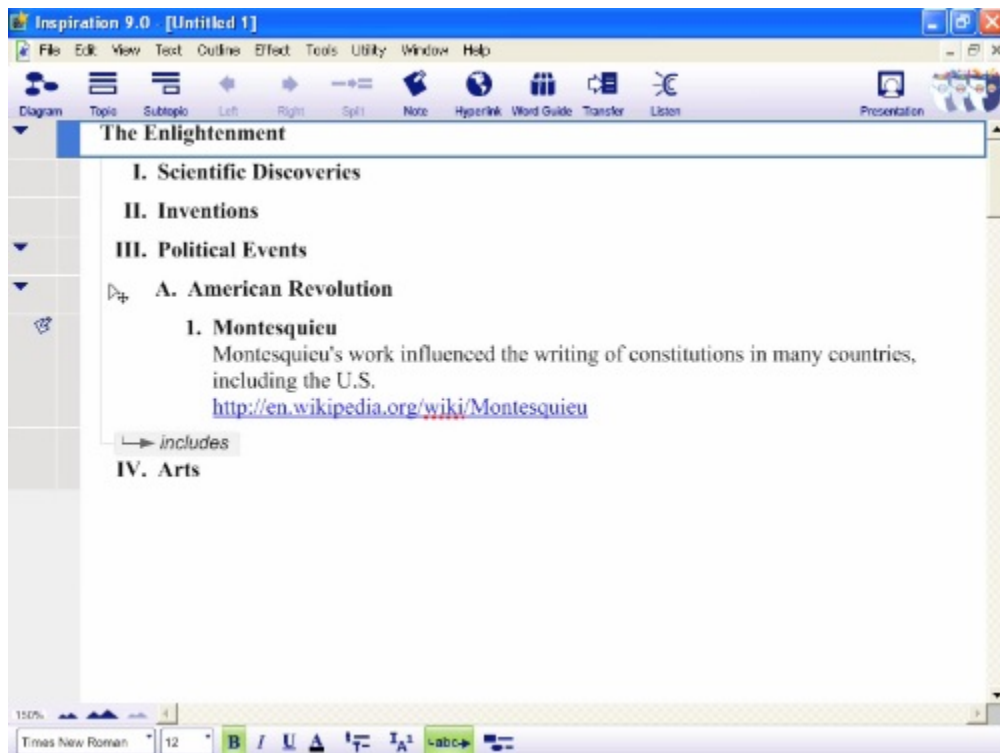


Click the middle left point to create a new, linked symbol in that direction

- When a symbol is selected, the 'Link' tool can be used to connect it to another linked idea or symbol.
- When two ideas or symbols are linked, a text box appears to enable labelling

Switching to Outline View

- Select the 'Outline' icon at the top left of the screen, to view your diagram in text format



- To add a new Topic, select the Topic icon
- To add a note to the topic, select the 'Note' icon
- To revert back to Diagram view, simply select the Diagram icon at the top of the screen:

Where can I find it?

- The two PCs in C107 (The IT Room), adjacent to the Copier / Printer (W4D1001C, W4D10021)
- Both PCs in the LRC main area (W4D7003A, W4D7002D)

Can I download it at home?

- Select the following link for a free 30 day trial :

<http://www.inspiration.com/freetrial>

- Download the Inspiration Lite App, from the iTunes Store :

<https://itunes.apple.com/us/app/inspiration-maps-lite/id510031612?mt=8&ign-mpt=uo%3D4>

Further Resources

- www.inspiration.com
- www.bdadyslexia.org.uk
- www.dyslexiaaction.org.uk
- www.techdis.ac.uk



Related articles

- [Digitally signing a college form](#)
- [Creating a new Digital ID](#)
- [Setting your college password during your first login](#)
- [Change your screen resolution](#)
- [Log off a college computer](#)