

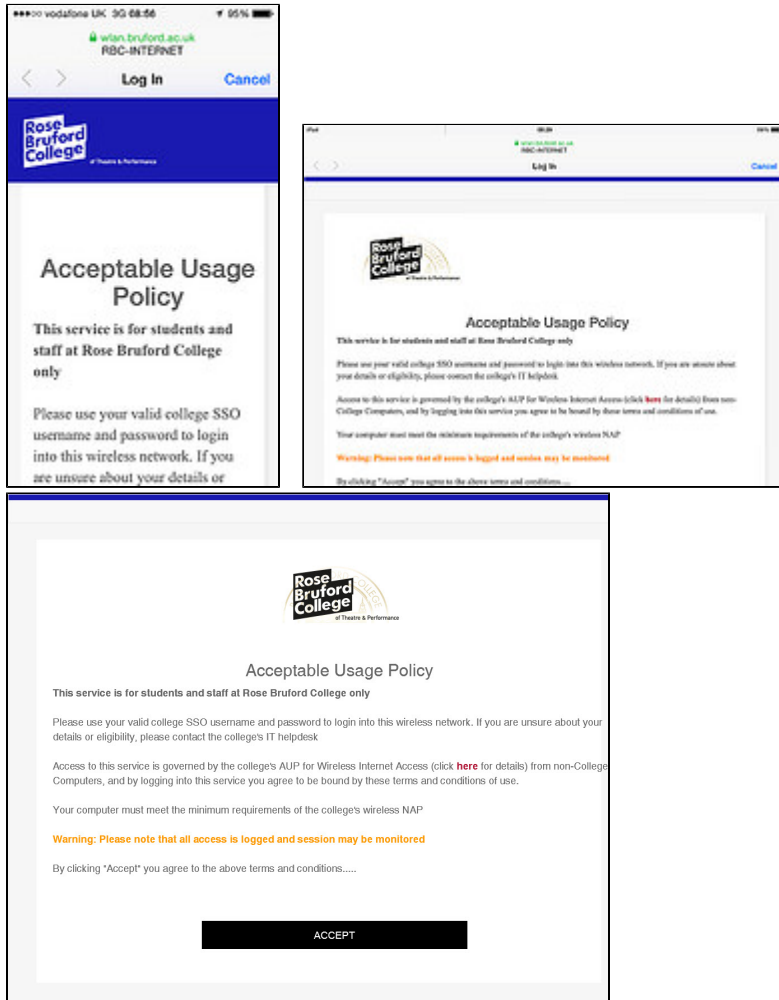
# Staff and Student Wi-Fi

The college provides free wireless connectivity for all staff and students to use their own devices to connect to the internet - known as **BYOD**

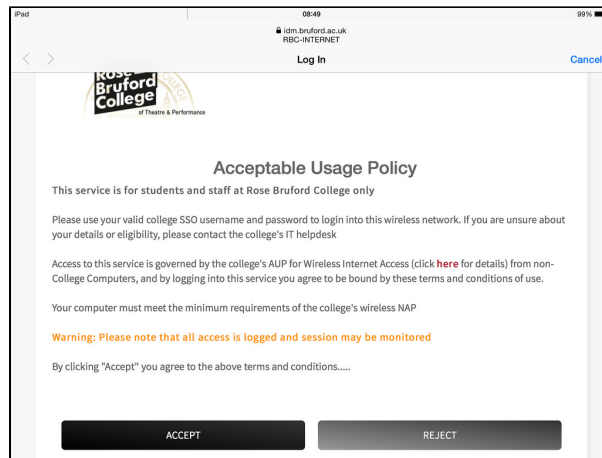
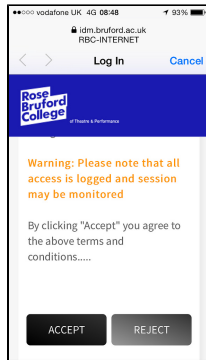
## Step-by-step guide

To connect to this service on your device (which requires no special configuration):

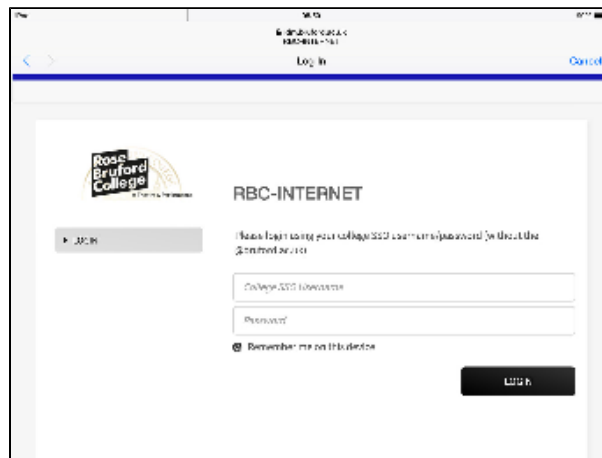
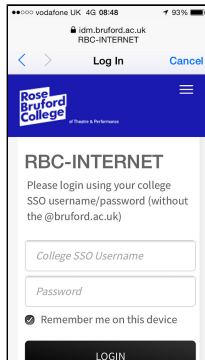
- Connect to the wireless service (SSID) called **RBC-INTERNET**
- Open your web browser and you will be presented with an shortened AUP page (captive portal) - or this may happen automatically depending on your device, and it will look slightly different depending on your type of device - phone, tablet or computer



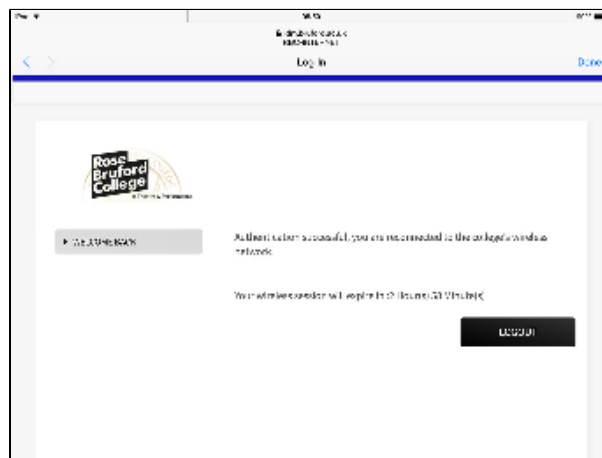
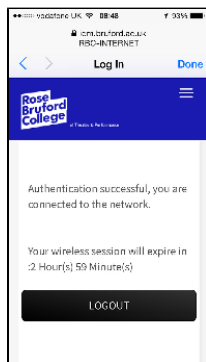
- Read and scroll down to the bottom of the screen and click on the ACCEPT button - full AUP details can be viewed by clicking on the link on the page or [here](#)



- Enter your college SSO UPN username (with the @bruford.ac.uk) and password (the same one you use to login to college computers) in the boxes and then click on the LOGIN button



- If you enter valid details you will see a successful login confirmation



**⚠** After successful login make sure you click the **'DONE'** button (if shown) in the top right hand corner or the **'Continue here link'** (not the **LOGOUT** button)

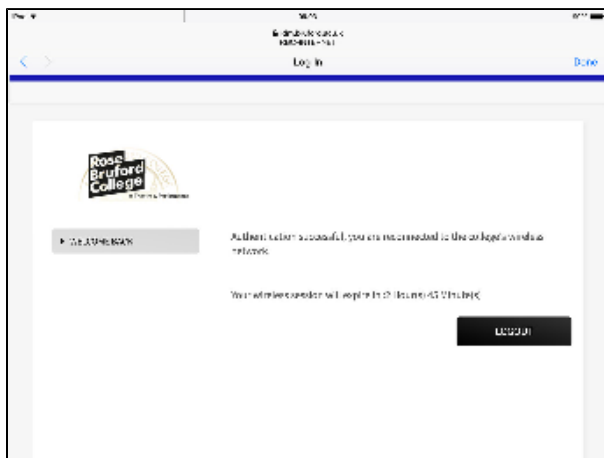
If you click on the logout you will be prompted to login again when you try to access the internet

If you login is unsuccessful, you may see a retry page with details of possible causes

- The most common is (b) so just click on the **'Disconnect'** button when prompted and wait for the welcome back message to be displayed (this can take a few seconds)



- If this is successful, you will see a confirmation page



- And you will be reconnected to the wireless network again

## Limitations of this service

- Each login session will last for 360 minutes, upon which time if you are still accessing the internet you will be prompted to re-login again (you will be shown the remaining time available upon successful authentication)
- There is no limit to the amount of times you can re-login during a day
- Students can only connect **one** device at a time - **concurrently**, (staff can connect two devices at a time). If you need to connect using different devices you will be prompted to disconnect the existing session first. There is no limit on the number of times you can switch devices
- You will be limited to web protocols only - http/https
- this service uses content filtering and inspection to prevent malicious attacks, illegal activity and safe and appropriate web browsing

## Things to remember

- please avoid the temptation to save your username/password within your web browser as this may cause you problems when your password expires
- **This service will not notify you that your password has expired, you will be just be denied access, so you will need to manage your password using PRS or a college computer**

 Having problems - please check [here](#) or our [FAQ section](#)

## Related articles

- [Dream login](#)
- [Email OWA attachment options](#)
- [LinkedIn Learning certificates](#)

- [LinkedIn Learning recommended content](#)
- [LinkedIn Learning quick tips](#)