

# RBC-Public : How to login

## How to login to RBC-Public

Connect to the wireless SSID **RBC-Public**

You need to agree and accept the **AUP** which should display automatically, if it does not just open a web browser session and try to access a website

**Terms and Disclaimer Agreement**

This Policy is a guide to the acceptable use of the Rose Bruford College Guest Wireless network facilities and services.

Any individual connected to the Guest Wireless Network in order to use it directly or to connect to any other network(s), must comply with this policy, the stated purposes and Acceptable Use policies of any other network(s) or host(s) used, and all applicable laws, rules, and regulations.

**ROSE BRUFORD COLLEGE MAKES NO REPRESENTATIONS OR WARRANTIES CONCERNING THE AVAILABILITY OR SECURITY OF THE GUEST WIRELESS NETWORK, AND ALL USE IS PROVIDED ON AN AS-IS BASIS. BY USING THE GUEST WIRELESS NETWORK YOU AGREE TO DEFEND, INDEMNIFY, AND HOLD HARMLESS ROSE BRUFORD COLLEGE FOR ANY LOSSES OR DAMAGES THAT MAY RESULT FROM YOUR USE OF THE GUEST WIRELESS NETWORK.**

Rose Bruford College takes no responsibility and assumes no liability for any content uploaded, shared, transmitted, or downloaded by you or any third party, or for anything you may encounter or any data that may be lost or compromised while connected to the Guest Wireless Network.

Rose Bruford College reserves the right to disconnect any user at any time and for any reason. The Guest Wireless Network is provided as a courtesy to allow our guests access to the internet. Users will not be given access to the Rose Bruford College intranet or permission to install any software on our computers.

Inappropriate use of the Guest Wireless Network is not permitted. This policy does not enumerate all possible inappropriate uses but other presents some guidelines (listed below) that Rose Bruford College may at any time use to make a determination that a particular use is inappropriate.

- Users must respect the privacy and intellectual property rights of others.
- Users must respect the integrity of our network and any other public or private computing and network systems.
- Use of the Guest Wireless Network for malicious, fraudulent, or misrepresentative purposes is prohibited.
- The Guest Wireless Network may not be used in a manner that precludes or hampers other users access to the Guest Wireless Network or other any other networks.
- Nothing may be installed or used that modifies, disrupts, or interferes in any way with service for any user, host, or network.

Contact the colleges IT helpdesk (located outside the LRIC) if you are experiencing difficulty logging in.

**Do you agree to the above terms?**

Then click on the social network login button you wish to use - **Facebook**, **Google** or **Twitter**


**Rose Bruford College**  
of Theatre & Performance

RBC-Public Wi-Fi OAuth portal

This wireless network is **ONLY** for visitors and guests visiting the college that do not have a college or eduroam login  
Please select your preferred social network login method from the available options below:

Then enter your **username** and **password** in the boxes as requested and agree to any consents

**facebook**

 **Rose Bruford College**  
Higher Education

Log in to your Facebook account to connect to FortiAuth

Mobile number or email address

Facebook password

**Log In**

Create account


Not now

Forgotten password? · Help Centre


English (UK)  
Español  
Italiano  
Deutsch

Polski  
Français (France)  
Português (Brasil)

Facebook @2019

 Sign up for Twitter

**Authorise RBC-Public WiFi login to use your account?**

 **Rose Bruford College**  
Education

**RBC-Public WiFi login**  
 By Rose Bruford College  
 auth.bruford.ac.uk

this will be used as part of a social network OAuth login

Privacy Policy  
Terms and Conditions

Username or email

Password

Remember me · [Forgotten your password?](#)

**Authorise app** Cancel


**This application will be able to:**


- Read Tweets from your timeline.
- See who you follow, and follow new people.
- Update your profile.
- Post Tweets for you.

**Will not be able to:**

- Access your direct messages.
- See your email address.
- See your Twitter password.

You can revoke access to any application at any time from the Applications tab of your Settings page.  
 By authorizing an application you continue to operate under [Twitter's Terms of Service](#). In particular, some usage information will be shared back with Twitter. For more, see our [Privacy Policy](#).

 Sign in with Google

 **Rose Bruford College**  
Education

**Sign in**  
Continue to **RBC-Public**

Email or phone

[Forgot email?](#)

To continue, Google will share your name, email address, language preference and profile picture with RBC-Public. Before using this app, you can review RBC-Public's [privacy policy](#) and terms of service.

[Create account](#) **Next**

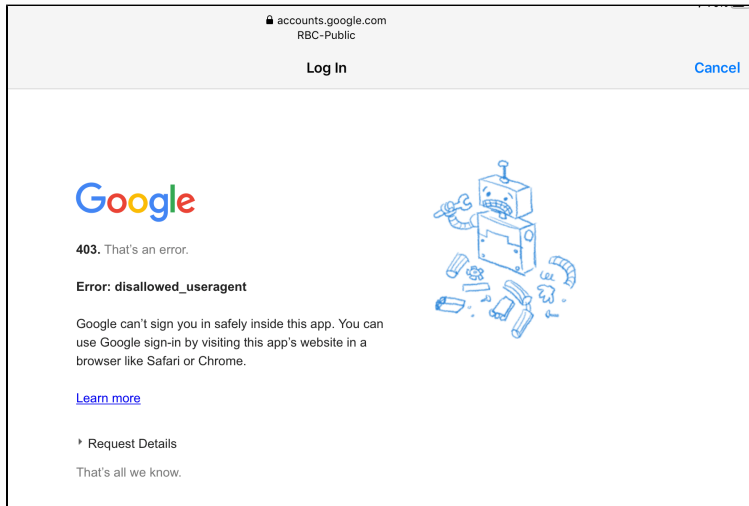
You should then get a success confirmation if your login details were correct

**Successfully logged-in.**  
 You may now access the internet as long as your session is active.

**i Using Google on Apple iOS devices**

Apple iOS devices use an automatic mechanism to prompt for login information called a CNA which is a very limited web browser session

Currently Google does not permit this CNA session to handle logins to its network authentication and so if you are using an Apple iOS device and you get a 403 error when clicking on the Google button



Just close/cancel the CNA session and open a full web browser like safari or chrome and repeat the login steps